



SG-50

SOLID FUEL
COOKERS



A

L/D

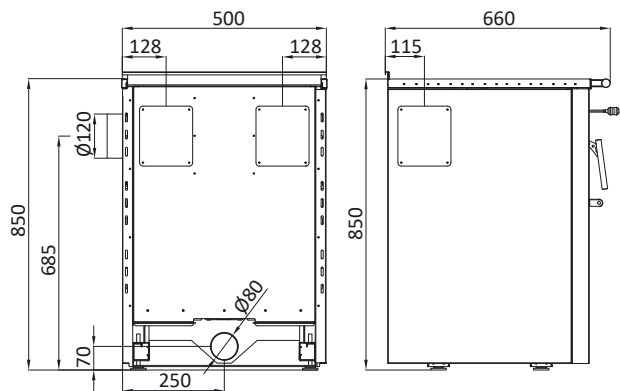
Nominal heat output
Dimensions (W x D x H)
Flue gases exhaust

6 kW
50×65×85/92 cm
Ø 120 mm

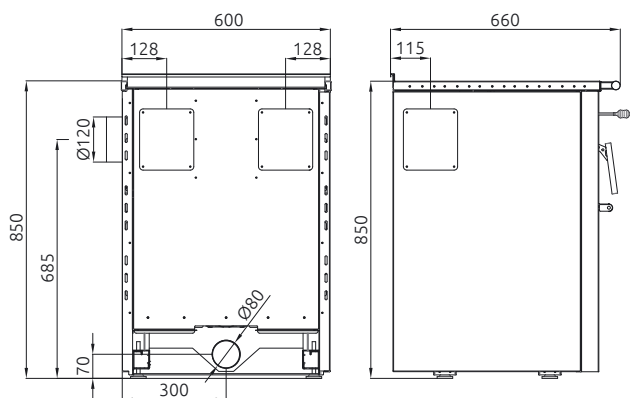
BASIC



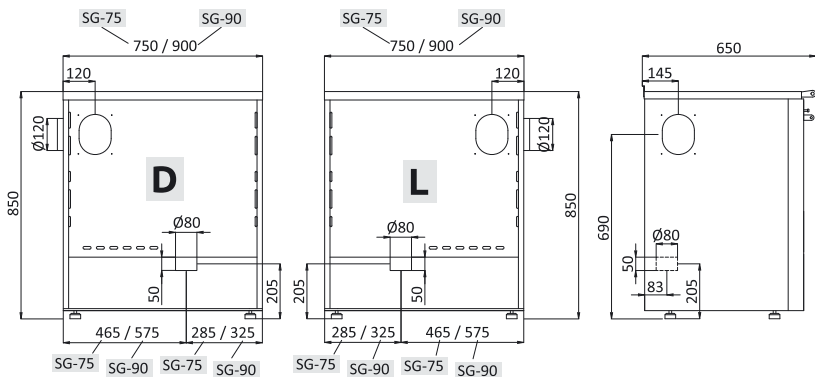
INOX
MAT



SG-50



SG-60



SG-75

SG-90

COOKERS ◆ ◆ ◆



CENTRAL HEATING COOKERS

| Parameter | Unit | C-20 | C-20 PREMIUM | C-30 |
|----------------------------|-----------|--|--------------|------------|
| Nominal heat output | kW | 15 - 25 | 15 - 25 | 20 - 35 |
| Boiler | kW | 5,9 - 20 | 5,9 - 20 | 12,0 - 21 |
| Room | kW | 9,1 - 5 | 9,1 - 5 | 8,0 - 14 |
| Amount of water in boiler | L | 20 | 20 | 28 |
| Weight | kg | 160 | 184 | 200 |
| Cooking plate (WxD) | mm | 457x 437 | 457x 437 | 567 x 455 |
| Oven dimensions (WxDxH) | mm | - | - | - |
| Primary air intake | mm | Ø 130 | Ø 130 | Ø 150 |
| Connection for primary air | mm | Ø 120 | Ø 120 | Ø 120 |
| Required flue draught | Pa | 12 | 12 | 15 |
| Efficiency | % | 82,17 - 75 | 82,17 - 75 | 83,32 - 74 |
| Air regulation | primary | auto | auto | auto |
| | secondary | manual | manual | manual |
| Boiler protection | | prepared for boiler overheating thermal protection | | |
| Firebox grate - movable | | mechanism | mechanism | mechanism |
| Hight of stove | mm | 850 - 920 | 850 - 920 | 850 - 920 |
| Firebox door | | fireproof glass | | |
| Energy efficiency class | | A+ | A+ | A+ |



SOLID FUEL COOKERS

| Parameter | Unit | SG-50 | SG-60 | SG-60 PREMIUM |
|----------------------------|-----------|-----------------|-----------------|-----------------|
| Nominal heat output | kW | 6 | 6,5 | 6,5 |
| Room | kW | 6 | 6,5 | 6,5 |
| Weight | kg | 133 | 151 | 158 |
| Cooking plate (WxD) | mm | 390 x 440 | 460 x 438 | 460 x 438 |
| Oven dimensions (WxDxH) | mm | 260 x 450 x 200 | 360 x 450 x 260 | 360 x 450 x 260 |
| Primary air intake | mm | Ø 120 | Ø 120 | Ø 120 |
| Connection for primary air | mm | Ø 80 | Ø 80 | Ø 80 |
| Required flue draught | Pa | 13 | 13 | 13 |
| Efficiency | % | 79,3 | 81,7 | 81,7 |
| Air regulation | primary | manual | manual | manual |
| | secondary | manual | manual | manual |
| Firebox grate - movable | | - | - | - |
| Hight of stove | mm | 850 - 920 | 850 - 920 | 850 - 920 |
| Firebox door | | fireproof glass | | |
| Energy efficiency class | | A | A+ | A+ |